

# DVI HBT

## Video Extender



## Specifications

Document Version : V1.0.0.0

## Introduction

The DVI-HBT video extender adopts HDBaseT technology to realize long-distance transmission of DVI signal.

DVI-HBT-T supports 1x DVI input and 1x HDBaseT output, with the same resolution of 1920×1080@60Hz. DVI-HBT-R supports 1x HDBaseT input and 1x DVI output, with the same resolution of 1920×1080@60Hz.

With both DVI-HBT-T and DVI-HBT-R, HDBaseT connector supports 100-meter transmission distance by using only one CAT 6 Ethernet cable. This solves the problems of bad transmission and image interference due to long Ethernet cable, and improves the DVI signal transmission distance and image quality.

## Features

- Supports input and output resolutions up to 1920×1080@60Hz.
- Converts DVI signal to HDBaseT signal for transmission, increasing the transmission distance and ensuring image quality.
- Supports up to 4:4:4 input.
- HDBaseT output uses standard Ethernet cable for easier on-site production and less transmission cost.
- Provides DVI, LINK and PWR indicators for easy control of the device status.
- Supports plug and play of both input and output, with no drivers required.
- Supports 7-pair device units connected to increase the transmission distance.
- Supports EDID transparent transmission function for various display devices.
- Supports various certifications, such as RoHS.

## Appearance

### DVI-HBT-T




Input Connector	Quantity	Description
DVI IN	1	DVI-D Single Link 18+1 input connector Supports input resolutions up to 1920×1080@60Hz.

Indicator	Description
DVI	<ul style="list-style-type: none"> <li>On: The HDCP-encrypted input source is accessed.</li> <li>Off: The input source is not accessed.</li> <li>Flashing: The input source is accessed but not used.</li> </ul>
LINK	<ul style="list-style-type: none"> <li>On: Data is being transmitted.</li> <li>Off: HDBaseT connector is not connected.</li> <li>Flashing: DVI connector is not connected.</li> </ul>
PWR	<ul style="list-style-type: none"> <li>On: Power supply is connected.</li> <li>Off: Power supply is not connected.</li> </ul>



Output Connector	Quantity	Description
HDBaseT OUT	1	HDBaseT output connector is used for data transmission.

### DVI-HBT-R



Connector	Quantity	Description
DVI OUT	1	DVI-D Single Link 18+1 output connector Supports output resolutions up to 1920×1080@60Hz.
Indicator	Description	
DVI	<ul style="list-style-type: none"> <li>• On: The HDCP-encrypted input source is accessed.</li> <li>• Off: The input source is not accessed.</li> <li>• Flashing: The input source is accessed but not used.</li> </ul>	
LINK	<ul style="list-style-type: none"> <li>• On: Data is being transmitted.</li> <li>• Off: HDBaseT connector is not connected.</li> <li>• Flashing: DVI connector is not connected.</li> </ul>	
PWR	<ul style="list-style-type: none"> <li>• On: Power supply is connected.</li> <li>• Off: Power supply is not connected.</li> </ul>	



Connector	Quantity	Description
HDBaseT IN	1	HDBaseT input connector supports input resolutions up to 1920×1080@60Hz.

## Specifications

Connector	Description
DVI-D 18+1	DVI Single Link connector supports HDCP 1.4.
HDBaseT	HDBaseT connector supports HDBaseT transmission protocol.

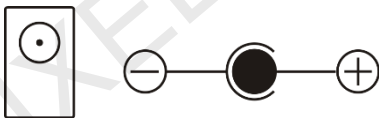
Ethernet Cable	Description	
Ethernet cable	CAT 5E, CAT 6, CAT 6A, CAT 7	
Transmission distance	100 m	1080p@60Hz
Overall Specifications	Description	
Power supply	DC 12 V	
Power consumption	DVI-HBT-T: 4 W, DVI-HBT-R: 6 W	
Operating temperature	0°C to +50°C	
Storage temperature	-10°C to +60°C	
Operating humidity	10% RH to 90% RH, non-condensing	
Dimensions	110.0 mm × 83.6 mm × 28.9 mm	
Package dimensions	322 mm × 234 mm × 85 mm	
Material	Metal	
Net weight	DVI-HBT-T: 173.7 g, DVI-HBT-R: 181.4 g	

**Note:**

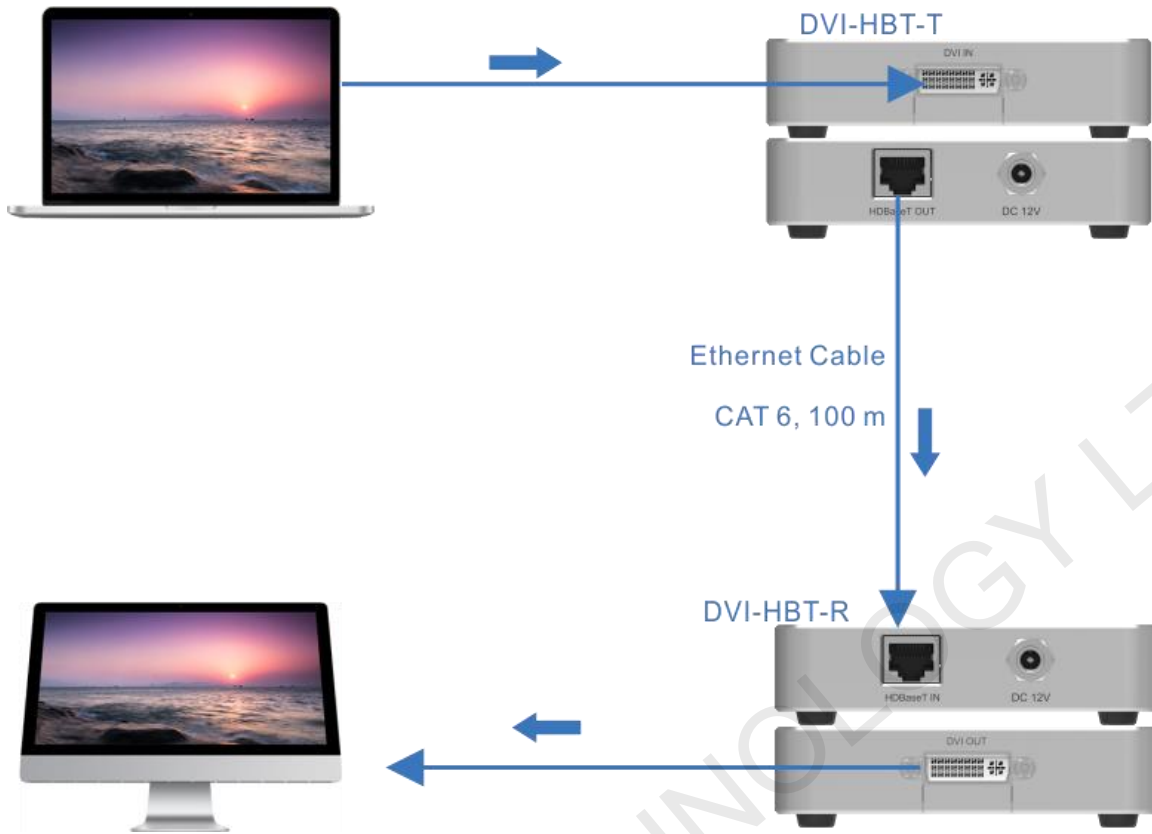
The transmission distance data is tested by the Pixelhue Technology Ltd lab. The test data may differ due to the influence of environment and cable material, and the actual working environment shall prevail. The specifications of Ethernet cable and video cable used by the lab test are as follows.

Video cable: 28AWG core

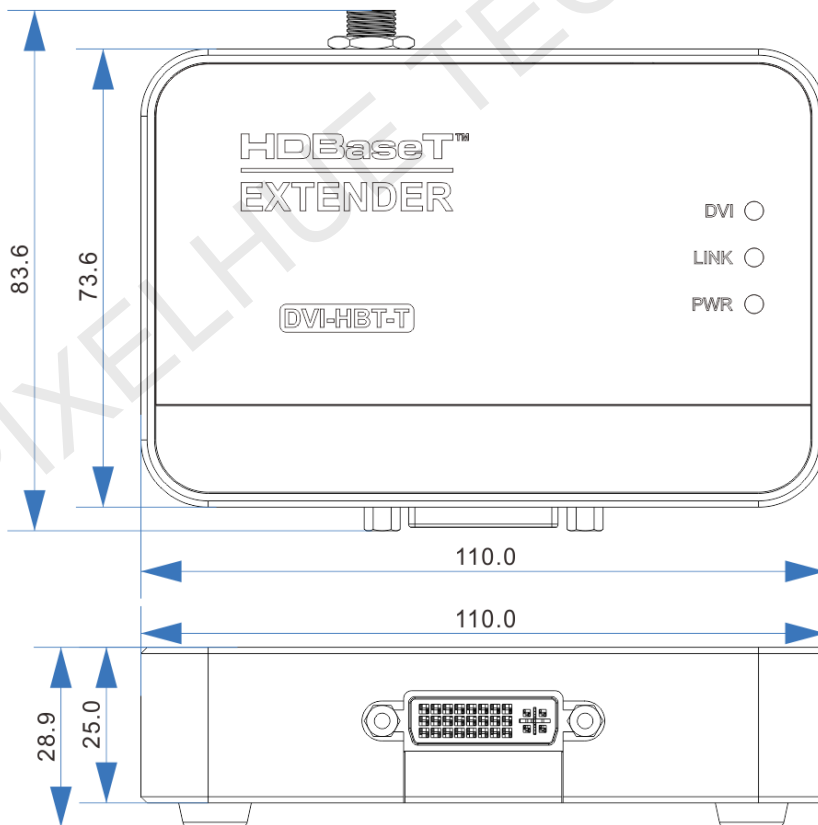
The positive and negative terminals of the power supply are as follows.



## Applications



## Dimensions




Tolerance:  $\pm 0.3$  Unit: mm

**Copyright © 2020 Pixelhue Technology Ltd. All Rights Reserved.**

No part of this document may be copied, reproduced, extracted or transmitted in any form or by any means without the prior written consent of Pixelhue Technology Ltd.

#### **Trademark**

 **PIXELHUE** is a trademark of Pixelhue Technology Ltd.

#### **Statement**

Thank you for choosing the product of Pixelhue Technology Ltd. This document is intended to help you understand and use the product. For accuracy and reliability, Pixelhue Technology Ltd may make improvements and/or changes to this document at any time and without notice. If you experience any problems in use or have any suggestions, please contact us via the contact information given in this document. We will do our best to solve any issues, as well as evaluate and implement any suggestions.

PIXELHUE TECHNOLOGY LTD